

# KITCHEN

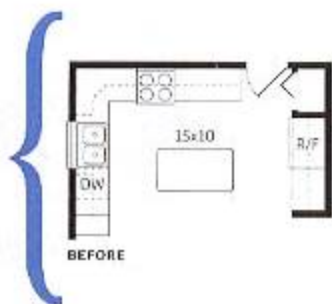
## AND BATH IDEAS

KitchenBathIdeas.com

### 1 kitchen, 2 budgets

A makeover to fit your budget—high or low.

WRITTEN  
MEGAN BOETTCH  
ILLUSTRATED  
ANN WEI



## From Dated to Dazzling

Thrifty finds and splendid splurges transform this average kitchen for two budget levels.



Kitchens by Wleland owner and designer, Michael N'Vo, left, worked with previous owner and Certified Kitchen Designer (CKD) Robert Wleland, right, to revamp this drab space. They have more than 80 years of combined experience designing kitchens in Allentown, Pennsylvania.

### the problems

#### ■ NO STYLE

The kitchen is dark and outdated. It is missing a sense of style and personality.

#### ■ ISLAND OBSTACLE

The island provides extra counter space but no storage. The base has wasted space. And the placement of the island also blocks traffic between the dining and family rooms.

#### ■ POOR LIGHTING

A single fluorescent fixture in the center of the room is the only light source. This is inadequate for cooking and cleaning, and it isn't aesthetically pleasing.

#### ■ OUTDATED CABINETRY


The cabinetry is functional but in need of an update. The stain and cathedral-style doors give the cabinets a dated look.

#### ■ LACK OF ACCESSORIES

Decorative hardware is missing from the cabinetry. Small appliances are stored on the counter, detracting from the overall look of the room.

# 1 kitchen, 2 budgets

## Value



### the solutions

#### • COORDINATE COLORS

A light cabinetry finish and granite-like colors in the laminate countertop present a harmonious, updated look.

#### • ROTATE THE ISLAND

Instead of being an obstacle, the island is rotated 90 degrees to allow traffic to flow freely. The curved design adds interest and provides seating.

#### • ADD LIGHTING

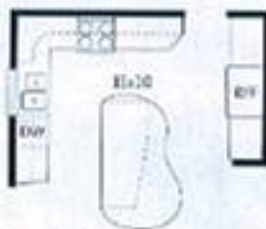
Recessed lights illuminate all areas of the kitchen. Pendant fixtures over the island provide additional task lighting and contribute to the stylish new look.

#### • UPDATE CABINETS

Slab-style drawer fronts and square cabinet doors have a clean look.

#### • DIG INTO THE DETAILS

Matching black appliances and pewter knobs on the cabinetry bring it all together for a polished finish.



#### AFTER

Tall tub dishwasher | \$649  
 GE Appliances  
 800/625-2005  
[geappliances.com](http://geappliances.com)

Allure faucet | \$623  
 Elkay USA  
 630/574-8484  
[elkayusa.com](http://elkayusa.com)

Laminate countertop in Jamocha | pricing varies  
 Formica  
 800/367-6422  
[formica.com](http://formica.com)

Profile spacemaker microwave | \$499  
 GE Appliances  
 800/625-2005  
[geappliances.com](http://geappliances.com)

### value budget breakdown

#### APPLIANCES

GE counter-depth refrigerator	\$ 2,449
GE 30-inch built-in wall oven	\$ 2,149
GE 30-inch slide-in cooktop range	\$ 1,649
GE tall tub built-in dishwasher	\$ 649
GE Profile spacemaker microwave	\$ 499
GE garbage disposal	\$ 229

#### CABINETS

Holiday Kitchens Arts and Crafts style in honey maple	\$ 10,453
---	-----------

#### SURFACES

Formica laminate countertop	\$ 2,300
Mannington laminate flooring	\$ 428

#### MISCELLANEOUS

Elkay USA gourmet sink	\$ 1,210
Elkay USA Allure faucet	\$ 623
Juno recessed lighting	\$ 560
Top Knobs cabinetry hardware	\$ 356
Kichler Olympia mini pendants	\$ 294


#### TOTAL

	\$23,848
--	----------

prices are estimates, excluding installation

# 1 kitchen, 2 budgets

## Custom



### the solutions

#### • EXTEND THE CABINETS

Removing the soffit provides space for taller wall cabinets—and more storage. Crown molding adds upscale style.

#### • ATTRACT ATTENTION

The free-form sink on the island aids island function—for example, when washing fruits and vegetables—and adds a stunning centerpiece. Guests are sure to comment on this distinctive feature.

#### • DIFFERENTIATE SURFACES

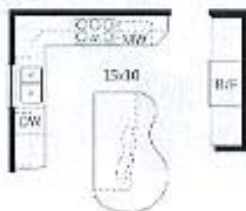
Venetian gold granite countertops on the perimeter balance the cool tones of the glass counter on the island.

#### • MIX AND MATCH

All of the slab-style doors and drawers feature slightly rounded—or pillowed—edges. The island cabinetry is an earthy green, while the perimeter cabinets have a caramelized bamboo finish.

#### • UPGRADE AMENITIES

A mosaic tile backsplash and high-end appliances, including double wall ovens and a microwave drawer, infuse the kitchen with luxury.



#### AFTER

Monogram dishwasher | from \$1,349  
GE Appliances  
800/626-2005  
monogram.com

K4 pull-down faucet | \$965  
Grohe  
630/582-7711  
groheusa.com

Glass countertop | pricing varies  
Think Glass  
877/410-4527  
thinkglass.com

Microwave drawer | \$799  
Sharp Electronics  
800/737-4277  
sharpelec.com

### custom budget breakdown

APPLIANCES	
GE Monogram built-in refrigerator	\$ 7,599
GE Monogram double wall oven	\$ 4,649
Vent-a-Hood range hood	\$ 2,940
GE Monogram 30-inch electric cooktop	\$ 1,349
GE Monogram dishwasher	\$ 1,349
Sharp microwave drawer	\$ 799
GE garbage disposal	\$ 299

CABINETS	
Holiday Kitchens pillowed slab in caramelized bamboo and Cypress paint	\$ 38,266

SURFACES	
Think Glass glass countertop	\$ 12,000
Venetian gold granite countertop	\$ 8,400
Wicanders accent cork flooring	\$ 2,448
Glass tile backsplash	\$ 780

MISCELLANEOUS	
Elkay USA Mystic Riversink	\$ 3,158
Blanco 1 1/4 bowl sink	\$ 1,400
Seagull pendant and rail system	\$ 1,358
Grohe K4 pull-down faucet	\$ 965
Elkay USA Ferrara faucet	\$ 837
Junco recessed lighting	\$ 480
Top Knobs and Anna at Home cabinetry hardware	\$ 185

<b>TOTAL</b>	<b>\$89,261</b>
--------------	-----------------

prices are estimates, excluding installation

Better Homes and Gardens Special Interest Publications

# KITCHEN

## AND BATH IDEAS

KitchenBathIdeas.com



## age appropriate

Vintage looks give a Victorian home the kitchen it deserves, while a new layout offers the function a young family needs.

WRITTEN BY CARLA JORDAN PHOTOGRAPHER MICHAEL PARTENEO FIELD EDITOR STACY KUNSTEL



## Do you have a nice home with an awful kitchen? Don't worry. You're not alone.

Kim-Marie and Jeff Evans live in a trim, tidy, textbook 1900s Victorian in Old Greenwich, Connecticut. But their old kitchen, updated in 1962 as part of an addition, was anything but charming. "The kitchen was a vision in linoleum with greasy contact paper and a stove that was duct-taped together," Kim-Marie says. "Sort of a *Brady Bunch*-meets-cheap-'50s-linoleum dream come true. There was truly nothing to like about it." Only a major redo could create a functional space for a growing family of six. So in came kitchen designer Lea Shulman and out went the old kitchen.

"The room had good bones, so we opted to keep the existing footprint," Shulman says. "Although not huge, it was certainly square and spacious." Removing a wall between the kitchen and family room opened the space, creating a great-room feel. In the new layout, two islands work with a U-shape perimeter to provide counter space, seating, and storage. The squarer of the two islands occupies the center of the work core, while the oblong, curved-front island—equipped with a prep sink—borders the family room.

**ABOVE LEFT:** A step-saving layout puts the refrigerator, range, and microwave close together by the prep island. A garage below the microwave corrals small appliances.

**ABOVE RIGHT:** The squarer of the kitchen's two islands is a functional and decorative asset, with a furniture-style leg and open shelves for storage and display.

**LEFT:** Choosing a 42-inch-wide refrigerator instead of a 48-inch model left enough room for a small desk. It's a handy spot for handling messages, mail, and bills.





Moving the sink to a windowed corner set up backyard views for users and created room for a built-in pantry at the other end of the wall.



**for more  
ideas**

For more inspiration of  
interior and exterior  
design, visit [www.decorideas.com/k126](http://www.decorideas.com/k126)



Though the kitchen stayed the same size, Shulman increased storage dramatically by editing, scaling back a little, and saving inches. “Families these days tend to think they need the biggest appliances,” Shulman says, “but filling a small space with such large pieces can subtract from the functionality of the rest of the kitchen. Every inch saved can make a difference. For example, by choosing a 42-inch-wide refrigerator instead of a 48-inch, enough space was saved on the fridge wall for the desk.”

The center island offers maximum storage with custom spice shelves, pullouts for casserole dishes and platters, and space for cutlery and cookware on the side nearest the range. Sporting a barn-look door and hardware, the pantry offers a rustic touch in addition to dry food storage.

Crisp white cabinetry, black granite counters, and limestone backsplash tiles form a classic high-contrast palette. Other choices convey a sense of age. “I wanted the kitchen to feel as if it might have always been there, to build some history into the space,” Kim-Marie says. “That’s why we picked the barn-door pantry, farm sink, chimney-style hood, and wood floors.” To add a wow factor, a crystal chandelier hangs above the center island. “I love chandeliers,” Kim-Marie says, “so when I found this one, I thought, *Why not?*”

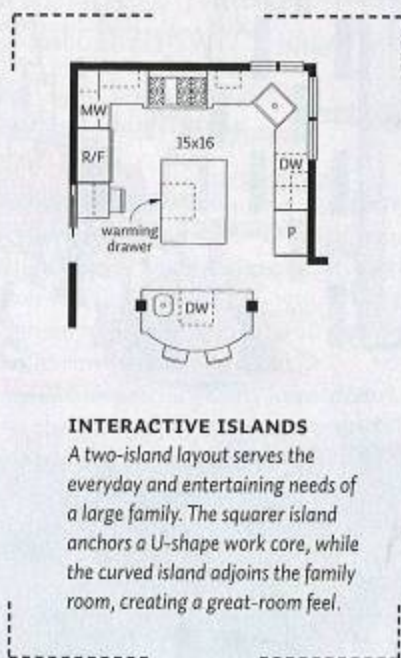
Once an embarrassment, this kitchen is now a source of pride and joy. “We spend all of our time now in the kitchen,” Kim-Marie says. The sit-down island is a place for family meals, homework, and play—and not just for the kids. “I also sit there with my girlfriends for a glass of wine,” Kim-Marie says. “One crazy night, the granite island saw some tabletop dancing!” **KBI**

RESOURCES BEGIN ON PAGE 126.

**OPPOSITE:** This island, which replaced a wall between the kitchen and family room, is geared to entertaining. It offers seating, a second sink, and a second dishwasher.

**ABOVE LEFT:** The pantry, inspired by the Dutch doors that Kim-Marie loves, combines glass-front upper display space with practical lower pullouts behind a barn-look door.

**ABOVE RIGHT:** Located just off the kitchen, the mudroom incorporates a new oval window that mimics a vintage version at the front of the couple’s Victorian-era home.



#### INTERACTIVE ISLANDS

A two-island layout serves the everyday and entertaining needs of a large family. The squarer island anchors a U-shape work core, while the curved island adjoins the family room, creating a great-room feel.

## resources

Many of the products in our featured kitchens and baths are available for purchase and are listed here. To contact the manufacturers or the design professionals whose work is featured, see "Resources Directory," page 129. Contact information has been verified, but we cannot guarantee the availability of items or services. Sources of products not listed were not provided to us by homeowners, architects, or designers.



### {26-30} 10 THINGS TO LOVE ABOUT THIS KITCHEN

Interior designer, general contractor—Marsha Sewell. Tile contractor—Tony Duvalis. Cooktop, ovens—Cocor. Hood—Thermador. Refrigerator—Sub-Zero Freezer Co., Inc. Dishwasher—GE Electronics USA, Inc. Microwave—KitchenAid. Toaster—Dualit. Cabinetry—Imperial in Navajo Red and Winter White—Pinnacle Decorative Surfaces. Cabinetry fabrication—Kaseworks. Cabinetry hardware, peninsula leg—Habitat America Co. Cabinet inserts—Form. Countertops—Quartzite Stellar in Red and Snow—Silestone by Cosentino USA. Countertop fabrication—European Natural Stone. Sink, faucet, backsplash tile, stone flooring—Imperatoria. Bathrhd Tile. Cable lighting and pendants—LSL Lighting. Window treatments—Crested Shade. Window treatment installation—J&J Drapery/Work Room. Chair, chairs and stools—Gloss—Phillips Stark. Swivel chair fabric—Lee Jofa. Ottoman custom—Marsha Sewell & Associates. Ottoman upholstery vinyl—Dedar. Rug—Design Trade International. White plates, bowls, napkins, tray—Cost Plus World Market. Chrome bowls and vase—Crate & Barrel. Glass bowl and vase—IKEA.



### {46-47} SMALL KITCHEN

Designer—Blue Arrow, CKD/CSD. NKBA member. Cooktop, refrigerator—Viking Range Corp. Hood—Miele. Ovens, microwave, dishwasher, compactor—KitchenAid. Wine cooler—Marvel. Cabinetry—maple with light honey stain, flooring—hard-scraped Appalachian maple. Island support—recycled spring—Kitchens by Request. Cabinetry hardware—Old Souls collection—Providence Artworks. Countertops—Gallo Denoso granite—check with stone supplier in your area. Backsplash tile—OceanSide Glass tile. Faucet—Danco—KWC Faucets, Inc. Track lighting—LBI. Lighting. Wall paint—Milkway Tan—Benjamin Moore. Coffeemaker—Cappuccino. Undercabinet TV—Audiotex.



### {48-49} SMALL BATH

Interior designer—Denise Bagges, CKD. NKBA member. Architect—Debbie R. Guzik, AIA, ASID. Contractor—PS Construction, Inc. Sink, sink faucet, shower faucet, shower heads, cabinetry hardware, all in finished nickel—Kohler Co. Cabinetry vanity—Ava Cabinetry. Glass for cabinetry/bed—D&H Glass Co. Countertop—Golden Ray granite—Montgomery Marble. Porcelain tiles for floor and shower—Pietre d'Italia in beige, glass wall tiles—Elements Copper. Miniature in brown—Arizona Tile. Light fixture—Hudson Valley in brushed nickel—Loftings. Lighting. Lighter color wall paint—Cameo, darker color bands of paint—Carnot Care, ceiling and trim paint—Magnolia—Dunn-Edwards Paints. Mirror—Rockin Glass & Mirror. Door—California Door & Frame. Towel bars, door hardware—Expo Design Center. Etched glass in door, glass divider by toilet—Arbisan Glass Works. Glass clamps—C.R. Laurence Co., Inc. Towels—Mary's. Bath brush, bath scrub, shampoo/conditioner, bath lily, bottles, soap—Cosotile—The Body Shop. Glass canisters, cups—West Elm. Soap dish on sink, towels, bud vases—Crate & Barrel. Soap dish in shower—Red, Bath & Beyond.



### {58-63} AGE APPROPRIATE

Kitchen designer—Lisa Shannon. Builder—Rick Kisker. Range—Viking Range Corp. Refrigerator—Sub-Zero Freezer Co., Inc. Microwave—GE Appliances. Cabinetry—Crystal White, hood cover custom—Rich Made Cabinetry. Crystal cabinet knobs—Restoration Hardware. Island hardware, refrigerator handles—Top Knobs USA, Inc. Perimeter countertops—Black Galaxy granite—Millennium Stone, Ltd. Island top—Ted Burmese Teak—New England Wood. Countertops—Backsplash tile—Ephesus Dura. Urnstone in beveler-brick design—Greenwich Tile & Marble. Corner sink—Jopf. Island sink—Elbow Manufacturing Co. Windows—Hawthorn. Windows & Doors. Silver cake stand, basket behind range—Wishful Art. Blue dishes—Olea Road. Pink dishes—Anthropologie.



### {64-69} COZY WITH COLOR

Interior designer—Krisi Dimer, Allied ASID. Architect—Ozan Lindsey, AIA. Builder—Candry Construction. Range—Wolf Appliance Co., LLC. Hood—Yerba hood Co. Steam oven—Miele. Refrigerator—Sub-Zero Freezer Co., Inc. Dishwasher—Asko Appliances. Cabinetry custom—Martin Shea Millwork. Cabinetry hardware—Glass Front on 5. Soko Lines. Oven knobs, red cabinets—Lithops collection. Owl Matte Porcelain—DSAB. Plumbing & Tile. Countertops, integral sink cabinet marble—check with stone supplier in your area. Sink fabrication—Custom Edge—Marble and Granite. Backsplash tile—Ann Sacks. Faucet—Franco Kitchen Systems. Pendants—Schröber Worldwide Lighting, Inc. Wallpaper—Sakura Classroom Music—Designers Guild through Osborne & Little. Pebble backsplash in display unit—Averzone. Pampa Canara in Verde Resin—Decorative Materials International, Ltd. Window treatments—Zimmer+Rohde. Eating counter brackets custom—Ernest Oldigan Design. Stools—Holly Hunt.