


# GOOD LIVING KITCHEN

BY HALEY THURSHWELL


**KIT-CHING** It's easy to give your kitchen a whole new look without breaking the bank.

## BRIGHTEN



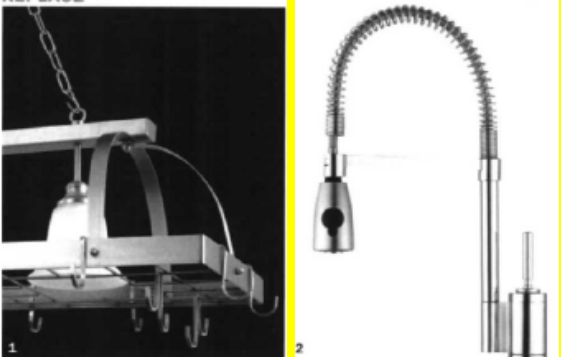
1. The simplest way to transform a space: a can of paint. Plus you can go green when you use a VOC-free product from The Freshaire Choice. (\$38.00)
2. Under-cabinet lighting adds a custom touch, and these slim LED tracks are also energy efficient. (\$135–\$255)
3. Revitalize your backsplash with colorful tiles from Heath Ceramics' "Modern Basics" collection, shown here in cedar and riverbed. (\$16.50/sq. ft.)
4. Change out your old fixtures for a modern solid-steel "Benson Pendant." (Available in 7", 13", and 16" pendant; \$219–\$519)

## REFRESH



1. What are you hiding? With 127 styles to choose from, glass inserts are a clear way to break up the boring appearance you get with a bank of solid cabinets. (\$14.50–\$34.50/sq. ft.)
2. Bamboo butcher-block countertops (shown here in two colors) are a sustainable and beautiful option. (\$22–\$28/sq. ft.)
3. There's no need to refurbish all your cabinets when only a few need to be fixed. You can simply have new doors made to match the existing finish. (Pricing upon request)
4. Something as inexpensive as new pulls will rejuvenate your cabinetry. (\$6–\$22)

## REPLACE



1. Every space can benefit from the addition of a little more lighting and storage. This combination pot rack provides the best of both. (\$180)
2. If you currently have a single-hole faucet, it's easy to install this stylish "Arezzo" model. (\$550)

## INVEST



3. Streamline the design of any kitchen with the clean lines of an undermount sink. (\$350)
4. Those of you who just have to splurge once in a while might want to go for one of these stainless-steel mobile units by Aipes that allow you to add storage space, or even an oven, without hiring a contractor. (From \$5,200)