

# Signature Kitchens & Baths

IDEAS FROM TODAY'S TOP DESIGNERS



## Cityscape View

THIS PENTHOUSE KITCHEN in downtown Charlotte, North Carolina, was purchased as a raw space and designed to customized plans and specifications. Kaity Slaughter of DCI Home Resource is responsible for the extraordinary space that now exists.

The concrete slab was poured prior to the purchase of the space, so there were a number of plumbing and electrical limitations. The owner loves to entertain and often has events and parties catered. He desired high-end appliances needed for a chef to cater a party without the large and bulky stainless steel appliances to distract guests from the fabulous cityscape view. To achieve this, Slaughter concealed all the appliances behind pantry cabinets with glass doors, with the glass reflecting the cityscape view. The pantry cabinets to the far left and far right are constructed in a U-shape with a removable toe kick, allowing the cabinets to be uninstalled if the appliances require servicing.

A multipurpose island with a serving station increases the functionality of the space. The curve of the island mimics the curve of the exterior wall and serves for cleanup, cooking, preparation, serving and eating. The sleekly modern space provides the design details the homeowner sought, which are highlighted with a stainless steel vent hood and dark materials. The finished project resulted in this stunning kitchen with fabulous city views. »

#### DESIGNER

Kaity Slaughter  
DCI Home Resource  
1300 South Blvd., Ste. C  
Charlotte, NC 28209  
704.336.5000

#### SPECIAL FEATURES

Curved island with sink; modular electric cooktop; floating shelves; hidden appliances

#### DIMENSIONS

10 x 25

#### PRODUCTS USED

Cabinetry: Pedini  
Islands in gray oak  
Flooring: Mirage maple in piers  
Countertops: Black Galaxy granite  
Sinks: Elkay  
Faucets: Elkay  
Dishwasher: Miele  
Cooktop: Miele  
Lighting: Marc Sadler  
Tie pendant lighting  
Refrigerator: Nordland  
Oven: Miele  
Ice and water dispenser: Hot24k  
Hood: Simu  
Coffee maker: Miele  
Speed oven: Miele

#### MAKER OF

SEN DESIGN GROUP



PHOTOGRAPH BY JILL HART PHOTOGRAPHY

# Signature Kitchens & Baths

IDEAS FROM TODAY'S TOP DESIGNERS



## Copper Country

THE OWNERS OF THIS BEAUTIFUL remodeled town home in Copper Mountain, Colorado, presented a unique design challenge to Linda Miller, Allied ASID, of Aspen Grove Kitchen and Bath Inc. At the time of the purchase, the dwelling still was clad in the original finishes, which included white walls, white laminate cabinets, natural oak flooring and trim with pine-paneled ceilings and beams. The layout of the original kitchen was a basic "U" shape and did not allow for more than a couple of people to be in the kitchen at one time. The owners wanted to gut the space and create a fresh, bright new look, with finishes and colors reminiscent of a Tuscan countryside.

Miller created the new design with an island and open railing to the living room that allows the cook and several helpers to prepare a meal and interact with family members and guests in the living room. The layout was reoriented to showcase the new stainless range, plaster hood and decorative tile backsplash. Oyster Heirloom painted cabinets include mullioned glass doors from Medallion, which were placed along the perimeter walls. The refrigerator and dishwasher both have matching cabinet panels to complete the built-in look. \*

**DESIGNER**

Linda G. Miller  
Aspen Grove Kitchen  
and Bath Inc.  
975 N. Ten Mile Drive, #E1  
Frisco, CO 80445  
970.488.5383

**SPECIAL FEATURES**

Cream-painted cabinets with rub-through finish; red stained and glazed island; island countertop extends into a round top that seats three

**DIMENSIONS**

75 x 30

**PRODUCTS USED**

Cabinetry: Medallion, perimeter; Jay Rambo, island  
Flooring: Hand-hewn walnut  
Countertops: New Venetian gold slab granite  
Stove: Elkay  
Faucets: Moen  
Dishwasher: KitchenAid  
Range: KitchenAid  
Refrigerator: KitchenAid

**WORK BY**

GEN DESIGN GROUP



PHOTOGRAPHY: GUY LAWRENCE

# Signature Kitchens & Baths

IDEAS FROM TODAY'S TOP DESIGNERS



## Grand Addition

THIS CONTEMPORARY WATERFRONT HOME sits on a bluff above the South River in Annapolis, Maryland. The homeowners often host large get-togethers, and the kitchen is a favorite gathering spot because of its spectacular view. But when a catering service is used, it is difficult for both caterers and guests to share the same space.

The owners spoke with Kathleen Fisher of A Kitchen & Bath Company in Severna Park to design an additional kitchen just for the caterers. The homeowners required a separate cooking/food prep area with professional-level amenities, staging area, convenient access to the main kitchen, soundproofing, separate HVAC system, and minimal changes to the existing interior.

The space-making solution: carve out an area in the existing oversized garage. An existing walk-in pantry, reconfigured for access to the new catering area, houses a built-in refrigerator and additional cabinetry to replace lost storage. It also provides a flexible area for staging and conceals the changes made to the home. Careful construction provided a floor level with the main kitchen. Double wall construction with special rubber buffed soundproofing eliminates noise. An outside door was added that allows caterers to ingress and egress without entering the home's living areas. <

#### DESIGNER

Kathleen Fisher  
A Kitchen and Bath  
Company  
1005 Benford Blvd.  
Millsville, MD 21854  
410.544.5554

#### SPECIAL FEATURES

Convent tile backsplash  
with stainless steel  
inserts, etched glass  
in doors, imported  
faucets for seamless  
integration

#### DIMENSIONS

7 x 10

#### PRODUCTS USED

Cabinetry: Jay Rumba  
Flooring: Dal-Tile  
Countertops: Zodiaq  
Sinks: Elkay  
Faucets: Kohler  
Dishwasher: KitchenAid  
Cooktop: Wolf  
Refrigerator: Sub-Zero  
Walkways: Dal-Tile  
Ovens: Wolf  
Range Hood:  
Modern-Aire

#### DESIGNED BY

SEN DESIGN GROUP



PHOTOGRAPH BY STEPHEN WILSON



# Signature Kitchens & Baths

IDEAS FROM TODAY'S TOP DESIGNERS



## Seamless Style

IN THIS BENLEY, OHIO, home, built by Trinity Homes, the kitchen was completely gutted down to the studs. The most difficult challenge was working with the original portion of the home and allowing it to complement the brand-new addition. Chimneys needed to be disguised and load-bearing headers required concealment so the design of the ceiling wouldn't interfere with the layout of the island and the kitchen as a whole.

No shortcut was to be taken at any point in the design/build process. To that end, Jim Deen of Kitchen Kraft worked with the builder's architect, Rogers Krajnak Inc., to devise a solution to address the structural issues, while ensuring no detractor from the overall design and aesthetics. The team didn't want the design to appear to be pieced together, so to avoid a disjointed look, the wall and base cabinets were constructed as one piece to eliminate seams.

The configuration of the ceiling was aligned with the island, which in turn lined up with the pass-through overlooking the family room. The reinvigorated kitchen is now a gathering space for the young family of three, ideal to grow into in the coming years. ◀



#### DESIGNER

Jim Deen  
Kitchen Kraft  
821 S. High St.  
Columbus, OH 43260  
614-449-7290

#### SPECIAL FEATURES


Cabinets made of inset construction, as one piece where possible for a seamless design; oversized island

#### DIMENSIONS

70 x 74

#### PRODUCTS USED

Cabinets: Holiday Kitchens, Inset  
Flooring: Crossville Palms series  
Countertops: Granite, Mocha Yvora  
Sink(s): Elkay  
Faucet: Grohe  
Dishwasher: Amana  
Cooktop: DCS  
Oven: Thermador  
Lighting: Kichler  
Refrigerator: Sub-Zero  
U-Line  
Wallcovering: Tumbled limestone backsplash  
Microwave: Thermador  
Cabinet hardware: Ashley Norton  
Furniture: Newport Brass



# Signature Kitchens & Baths

IDEAS FROM TODAY'S TOP DESIGNERS



## Freeform Style

THIS KITCHEN IN WESTLAKE HILLS in Austin, Texas, had great views of the city and its lake but needed a design to step it up to its surroundings. The homeowners knew exactly what design criteria was needed, and designers Julia Dworschack and Steve Wason were up to the challenge.

Pantries across the back wall hold everything at arms' reach. The prep area—adjacent to the storage spaces—includes a peninsula, prep sink, storage for related items, a trash compactor and recycle storage. The cooking space nearby features a four-burner gas range with griddle and grill, combination microwave/convection/conventional oven, warming drawer and additional storage. The front of the design serves as the serving and cleanup area, housing a serving bar, sink with purified water, dishwasher and plenty of counter space.

The style of the kitchen also melds with the Arts and Crafts style of the home. The mahogany balustrades and front doors complement the mahogany cabinets. The same travertine used on home's floors were repeated in the backsplashes, and a matching glaze finish from the living area's walls is duplicated on the kitchen's walls and ceiling. And the cook can look out across the living room to the entertainment center with a panoramic view of the Hill Country. ◀

#### DESIGNER

Julia Dworschack and  
Steve Wason  
5005 Wagon Trail Road  
Austin, TX 78799  
512-824-1916

Mark Canada - Associates  
5043 Trail West Drive  
Austin, TX 78725  
512-358-3090

#### SPECIAL FEATURES

Flowing floor plan with  
prep area, storage space  
and serving/cleanup area

#### DIMENSIONS

11 x 20

#### PRODUCTS USED


Cabinetry: Din File,  
mahogany cases, doors  
and drawers  
Flooring: Cafe Noir,  
travertine  
Countertop: White  
Honey granite  
Backsplash: Latta  
travertine  
Sinks: Elkay, main;  
Kohler, vegetable sink  
Faucet: Grohe  
Dishwasher: KitchenAid  
Architect  
Cooktop: KitchenAid  
Architect  
Oven: KitchenAid  
Architect  
Hood: KitchenAid  
Architect  
Lighting: Recessed  
with halogen bulb;  
undercabinet lights with  
xenon bulbs  
Refrigerator: KitchenAid  
Architect  
Wallcovering: Parchment  
finish  
Trash compactor:  
KitchenAid Architect  
Warming drawer:  
KitchenAid Architect



PHOTOGRAPHY: INTERIORS, LLC/AG/ILLUSTRATION: INTERIORS, LLC

# Signature Kitchens & Baths

IDEAS FROM TODAY'S TOP DESIGNERS



## Heart of the Home

THE BUILDER AND HIS WIFE constructed this beautiful French Country home in Asheville, North Carolina, as a speculative build, and both desired the kitchen to be the gathering area. This meant integrating plenty of space so guests felt comfortable and, of course, making it extra eye-appealing. As such, the cabinetry and granite were to be a focal point in the room, exuding a definite wow factor.

Luckily there were minimal challenges during the entire process, allowing for extensive creative freedom. Working with Larry Ficker of Cooper House, the team decided to incorporate an oversized island, allowing plenty of area to prepare food, serve drinks and accommodate friends and family. They also worked to forge a detail-oriented design to punch up the kitchen's overall ambiance, and the island serves as a stunning focal point in the splendid space.

When the design was complete, there were many beautiful points of focus throughout the room, including the oversized island with turnposts and beadboard, the beaded inset cabinet style and the incredible range hood. Upon completion, the room was perfect from every angle and serves both form and function in this newly constructed home. »

**DESIGNER**

Larry Ficker  
Cooper House  
470 Hendersonville Road  
Asheville, NC 28605  
828.274.5474

**SPECIAL FEATURES**

Raised panel; maple beaded-inset with Sierra crackle-gaze cabinetry; maple hood and island; black, rubthrough and glaze; beadboard; turnposts and inset panels on island


**DIMENSIONS**

15 x 12

**PRODUCTS USED**

Cabinetry: Cooper House  
Custom by Rosewood Industries Inc.  
Countertops: Granite  
Sinks: Elkay  
Dishwasher: Bosch  
Cooktop: Wolf  
Refrigerator: Sub-Zero  
Oven: Wolf  
Warming drawer: Wolf  
Microwave: Wolf

MEMBER OF  
**SEN DESIGN GROUP**



PHOTOGRAPHER: PAUL BERTONIA